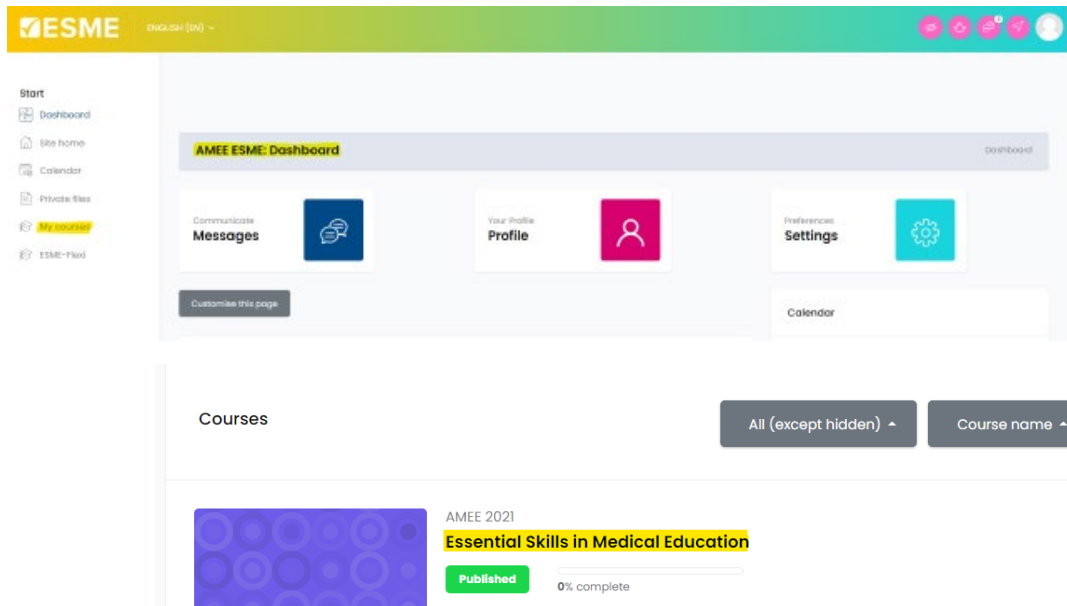


## ESME course platform navigation guide

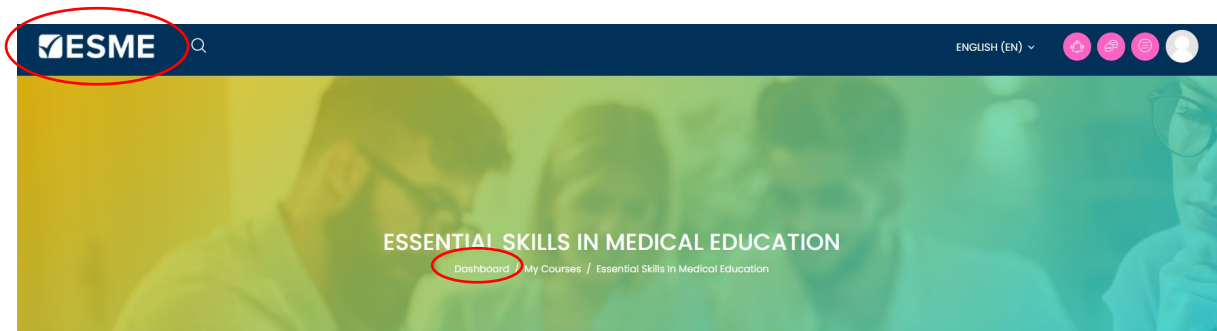
When you login you will either be directed to your course page or the Dashboard.

You can find your course on the Dashboard on the left side menu, under My courses, or in the main section, under Courses. Click on your course to access it.



Your course page has 2 main page areas you are likely to use - Top page and Main page.

The top page area allows you to navigate back to the Dashboard and to access features including your profile and messages. You can click either the ESME logo on the top left of the page or Dashboard on the breadcrumb trail, as circled below:



**THE  
VIRTUAL  
CONFERENCE**


**ESME**  
 Essential Skills In Medical Education

amee 2021  
 AN INTERNATIONAL ASSOCIATION FOR MEDICAL EDUCATION

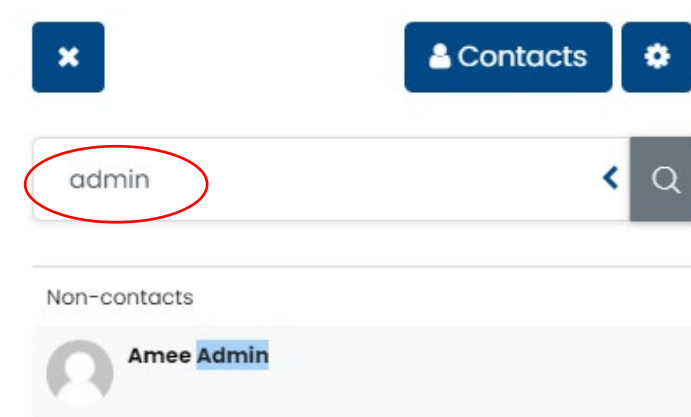
## ESME course platform navigation guide

On the left of the top page area, you can access:

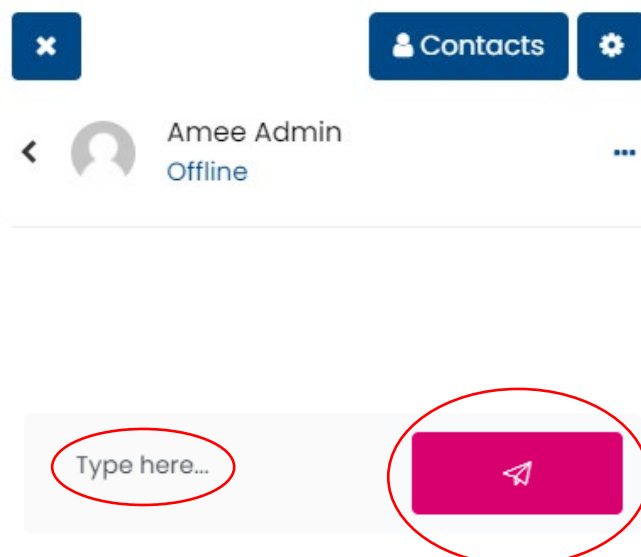


- You can choose your preferred language, which will change the site language but not the course content language.
- A number will appear beside the notifications bell when something new appears.
- You can use the messaging service to contact fellow participants, facilitators, and admin support.
- The navigation tab lists the sections of the Main page area for quick navigation.
- The profile tab includes your personal areas, including progress and log out.

To message you can either click contacts or type the name in the search box, shown circled below.



Type your message and click the paper plane to send:



## ESME course platform navigation guide

The main page is where the course content is located.

**Course Content** Course start date: 24/08/19

Your progress [?](#)

- Welcome
^
- Summary
▼
- Schedule & Live Sessions
▼
- Course Activities Workbook and Study Guide
▼
- Recordings
▼
- Resources
▼
- Evaluation
▼
- Post-Course Report
▼

Some sections will include read only information, while others may include a self-check box (solid line) or auto-check box (perforated line), which will be reflected in your Completion Progress bar. For example:

Post-Course Report
▼

**Post-Course Report**

- Portfolio Examples and Report
- Portfolio Post-course report

The right side of the page includes the Completion Progress, which indicates activities you have completed.

### Completion Progress

NOW

Mouse over or touch bar for info.